

Mit digitalen Inhalten und  
Audios auf [meinklett.ch](http://meinklett.ch)

# New World

Language  
Trainer

1

Vorabdruck

English as a second  
foreign language

Klett und Balmer Verlag



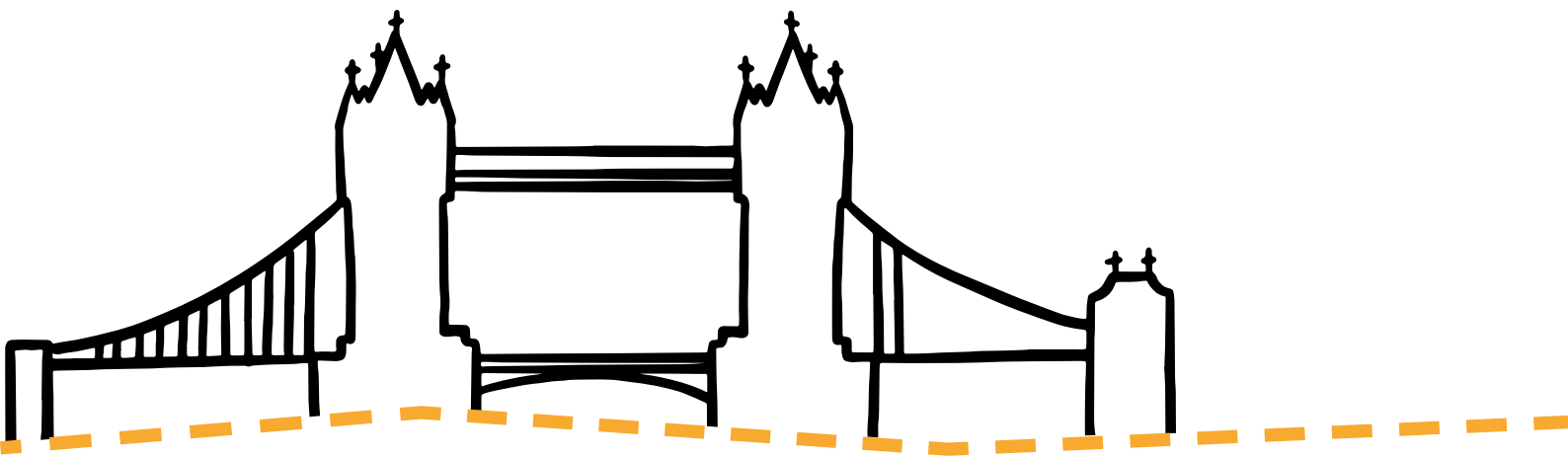
Klett



# New World 1

## Language Trainer

English as a second  
foreign language



Klett und Balmer Verlag





**Pre-Unit** 4

Getting ready

**Unit 1** 8

Getting together

**Unit 2** 14

Fit for sport

**Unit 3** 20

Shapes and colours

**Unit 4** 26

Food and waste

**Unit 5** 32

Story time

**Individual projects** 38

# 1 English around us

A Categorise the English words from the *Coursebook*.

English is cool and modern

English is international

There is no word in German

cool

hello

B Add words from your collages.

C What category has the most English words? Why? Discuss in German.

D Note your five favourite new English words.

# 2 My classroom

A Match the words with the pictures.

- |           |               |            |          |              |               |
|-----------|---------------|------------|----------|--------------|---------------|
| 1 pen     | 4 ruler       | 7 glue     | 10 bin   | 13 schoolbag | 16 sharpener  |
| 2 pencil  | 5 rubber      | 8 scissors | 11 desk  | 14 paper     | 17 pupil      |
| 3 teacher | 6 pencil case | 9 folder   | 12 chair | 15 book      | 18 whiteboard |



- 1 → **B** Play a memory game with the words in A.
- 2 → **C** Repeat the words and label them on the worksheet.
- D** Label the objects in your classroom and at home.

!

Schreibe die Wörter im Klassenzimmer und zuhause an, damit du den Wörtern immer wieder begegnest und du sie dir besser merken kannst.

**E** Match the words to the categories.

Use: desk boy scissors teacher pen folder schoolbag happy birthday  
 pupil bin sharpener pencil ruler rubber glue homework book pencil case girl  
 chair don't forget whiteboard paper

Objects in a pencil case	People in a classroom	Objects in a classroom	Words in English in a classroom
		desk	

**F** Find out the odd one.

one	two	bin	four	five
pen	rubber	pencil	ruler	folder
teacher	boy	girl	desk	pupil
chair	ruler	desk	bin	whiteboard
classroom	glue	sharpener	scissors	paper

### 3 Your classroom and my classroom

- A In pairs, compare the classroom in England with your classroom.
- B Count the objects and people. Write the numbers and the objects / people into the table.

Auf Seite xx im *Coursebook* findest du eine Liste mit den Zahlen 1 bis 20, 30, 40, 50, 60, 70, 80, 90 und 100.



- C Write the numbers as words.

Classroom in England	Both classrooms	My classroom
1 (one) teacher		
2 (two) whiteboards		



## 4 Classroom language

- A** In pairs, read the classroom instructions on page XX in your *Language Trainer* or on page XX in your *Coursebook*.
- B** In small groups, play the game 'Simon says ...!'.
- C** Match the English instructions with the pictures and German instructions.

**1** Schreibe einen Satz.

**2** Lies die Fragen.

**3** Lies den Text.

**4** Male ein Bild.

**5** Schreibe einen Satz.

**6** Vervollständige den Text.

**7** Stelle eine Frage.

**8** Singe ein Lied.

**9** Übe mit deinem Partner.

Höre und korrigiere.

Schaue dir die Bilder an.

Vergleiche die zwei Bilder.

Zeichne eine Linie.

Stelle eine Frage.

Tanze zum Lied.

Bewege dich zum Rap.

MIND THE.....GAP

- |                                       |                                     |                                   |
|---------------------------------------|-------------------------------------|-----------------------------------|
| <u>    </u> 3 Listen and check.       | <u>    </u> Ask a question.         | <u>    </u> Dance to the song.    |
| <u>    </u> Draw a line.              | <u>    </u> Sing a song.            | <u>    </u> Look at the pictures. |
| <u>    </u> Compare the two pictures. | <u>    </u> Discuss with a partner. | <u>    </u> Complete the text.    |
| <u>    </u> Draw a picture.           | <u>    </u> Read the question.      | <u>    </u> Write a sentence.     |
| <u>    </u> Practise with a partner.  | <u>    </u> Read the text.          | <u>    </u> Move to the rap.      |

- 3 → **D** Use the worksheet to compare the instructions to French.

# 1

# Getting together



## 1 Activities

A Write the words into the crossword.

Use:

- cooking
- climbing
- swimming
- fishing
- dancing
- skateboarding
- singing
- rowing
- horse riding
- hiking
- acting
- painting
- sailing

B Write about the activities from the crossword.

Use: I like ... I love ... I don't like ... My favourite activity is ...

---



---



---

C Write down five words from this unit and spell them to a partner.

--	--	--	--

4 → D Play the 'Alphabet game'.



## 2 Important information

- 5 → **A** In groups, train the numbers with the game 'I hear, I say'.
- B** Complete the days of the week below.

DAYS OF THE WEEK	ACTIVITIES	TIMES
Monday	climbing	2:15 pm
	cooking	3:30 pm
	hiking	8:20 am
	sailing	10:15 am
	acting	11:15 am
	dancing	12:25 pm
	rowing	9:45 am
	painting	
	horse riding	

- 1 **C** Listen and match the days, activities and times.

- D** Read and complete the forms.

*Hi, I am Stefanie. I am from France. I speak French, English and Swiss German. I am 14 years old. I love climbing and swimming. I don't like hiking. My brother and my sister are in the camp, too.*

*Hello, I am Mani. I am from India but live in England. I speak English and Hindi. I am 13 years old. My favourite activity is horse riding. I don't like acting. My two brothers and my father are in the camp, too.*

**INFORMATION FORM**

First name:

From:

Languages:

Age:

Hobbies and interests:

Family members in camp:

**INFORMATION FORM**

First name:

From:

Languages:

Age:

Hobbies and interests:

Family members in camp:

- 6 → **E** Learn more countries and languages.



### 3 Verb 'be'

**A** Put the personal pronouns in the correct order.

Use: you he we they I she it

	Singular			Plural		
German	ich	du	er/sie/es	wir	ihr	sie
English						

**B** Read the text and fill in the gaps with the verb 'be'.

Use: are is am

I \_\_\_\_\_ Tom. My family name \_\_\_\_\_ Smith. I \_\_\_\_\_ 12 years old.

My father's name \_\_\_\_\_ Daniel. He \_\_\_\_\_ 48 years old.

My sister's name \_\_\_\_\_ Sara. She \_\_\_\_\_ eight years old.

We \_\_\_\_\_ a small family.

My hobbies \_\_\_\_\_ swimming and playing tennis. I \_\_\_\_\_ interested in books.

What \_\_\_\_\_ your hobbies?

**C** Write sentences about you and your family. Use the text in **B** as a model.

---



---



---



---

**D** In pairs, read your texts and check if you used the verbs correctly.

**E** In groups of seven, play the 'Conjugation game'.



## 4 Question words

A Complete the sentences with the question words.

Use: **How** **What** **Who** **Where ... from**

\_\_\_\_\_ is your name?

\_\_\_\_\_ old are you?

\_\_\_\_\_ are you from?

\_\_\_\_\_ lives in your house with you?

\_\_\_\_\_ languages do you speak?

\_\_\_\_\_ is your hobby?

*I am from France  
but I live in  
England.*

*French and  
English.*

*I'm  
12 years old.*

*My mother, my big sister,  
my stepfather  
and our dog.*

*My hobby is  
swimming.*

*My name is  
Nathalie.*

B Match the questions to the speech bubbles.

C In pairs, read the questions and answers as a role play.

D Use the questions in A to interview your partner.

E Write more questions with the question words and ask a partner.

## 5 Possessive pronouns

A Read the text and fill in the gaps.

Use: **my** **your (sg.)** **his** **her**

Hi, I am Selina Smith. I am 12 years old and \_\_\_\_\_ sister is ten years old. \_\_\_\_\_ name is

Vicky. I also have a brother. \_\_\_\_\_ name is Eric. What about you? What is \_\_\_\_\_ name?

B In small groups, sit in a circle. Everybody puts one classroom object into the middle. Now choose an object and give it to the correct pupil.

Use: **Is this your ...?** **Yes, this is my ...** **No, this is not my ...** **It is her/his ...**


## 6 Arrival information



2 Listen to Zac and Lilly's arrival information. Complete the forms.

First name: Zac

Family name: H C  
W E


Day of arrival: 

Arrival time: am / pm

Booking code: A 7 9 1  
4 D L

First name: Lilly

Family name: I D U  
G A

Day of arrival: 

Arrival time: am / pm

Booking code: M 2 1 1  
5 O K







## 7 Favourite camp days

Read the speech bubbles and match them to each child's favourite day.

I love dancing and sailing. I don't like hiking, but I am interested in cooking.

I don't like playing sports. I like doing indoor activities and I love acting.

My favourite activity is horse riding. I also love rowing. I don't like climbing but I like painting.

Monday	Tuesday	Wednesday	Thursday	Friday	Saturday
					



## 8 Sport club forms

Fill in your sport club form.

My sport club form	
Name:	
From:	
Languages:	
Age:	
Hobbies and interests:	

## 9 Talking about my sport club form

In pairs, use your sport club forms. Ask questions to each other and answer them.







# New World 1

## Language Trainer

Mit digitalen Inhalten und Audios auf [meinklett.ch](http://meinklett.ch)

### Projektleitung

Marie Hesse  
Luisa Nassauer

### Autoren

Illya Arnet-Clark  
Silvia Frank Schmid  
Guido Ritter

### Redaktion

Bettina Broj  
Marie Hesse  
Luisa Nassauer  
Danielle Rosenbaum

### Beratung

Ruth Trüb, Dozentin PH FHNW

### Rechte und Bildredaktion

Veronika Terreni

### Cover

HUSMANN.design, Yvonne Husmann, Hamburg

### Grafische Gestaltung und Satz

Print: HUSMANN.design, Yvonne Husmann, Hamburg

### Korrektorat

z.a.ch gmbh, Stefan Zach

### Illustrationen

Antje Bohnstedt  
Roger Fereday  
Helmut Kollars  
Ursula Koller  
Daniel Müller

### Bilder

(folgt)

Der Verlag hat sich bemüht, alle Rechteinhaber zu eruieren. Sollten allfällige Urheberrechte geltend gemacht werden, so wird gebeten, mit dem Verlag Kontakt aufzunehmen.

### Haftungsausschluss

Trotz sorgfältiger inhaltlicher Kontrolle wird keine Haftung für die Richtigkeit, Vollständigkeit und Aktualität der Inhalte angegebener Internetseiten übernommen. Die Verantwortlichkeit für diese Seiten liegt ausschliesslich bei deren Betreibern.

### 1. Auflage 2025

© Klett und Balmer AG, Baar 2025

Alle Rechte vorbehalten.

Nachdruck, Vervielfältigung jeder Art oder Verbreitung – auch auszugsweise – nur mit schriftlicher Genehmigung des Verlags.

**ISBN 978-3-264-84911-0**

[klett.ch](http://klett.ch)  
[info@klett.ch](mailto:info@klett.ch)



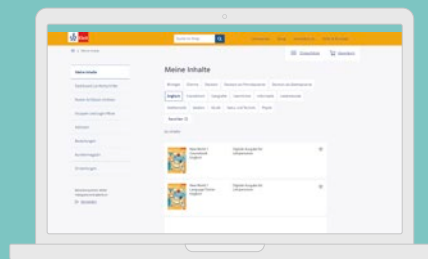
### Das neue *New World* – Gutes wird noch besser

Die Neuausgabe kommt in einem frischen Layout daher. Sie enthält mehr Differenzierungsmöglichkeiten und mehr Übungen – im Print sowie digital. Der Aufbau des Wortschatzes und der Grammatik wird sichtbarer gemacht.



### Student's Pack – alles in einem

Das Student's Pack umfasst das Coursebook, den Language Trainer sowie digitale Inhalte wie Audios, interaktive Übungen, Lernwortschatzlisten und den Vokabeltrainer. Die digitalen Inhalte werden mit einem Nutzer-Schlüssel – dieser befindet sich im Language Trainer – freigeschaltet auf [meinklett.ch](https://meinklett.ch).



### Language Trainer – das Heft zum Üben

Hier repetieren und üben die Schülerinnen und Schüler die Lernziele der Kompetenzbereiche sowie die Grammatik und den Wortschatz. Der Vorabdruck des Language Trainer enthält die Pre-Unit sowie die Unit 1.

### Erscheinungstermin

Das Student's Pack des neuen *New World* erscheint im Januar 2025.

